

Report No.:

Test Time: 2023-08-23 09:48

Luminaire Property

Luminaire Manufacturer:

Luminaire Description: ADLED12W115G-2T Lamp Catalog: 4000K

Luminous Length (mm): 115

Luminous Width (mm): 115

Voltage: 230.3 V

Current: 0.044 A

Power: 9.74 W

Power Factor: 0.955

Photometric Results

CIE Class: Direct

Total Rated Lamp Lumens: 817.6 lm

Measurement Flux: 817.6 lm

Efficiency: 100%

Downward Ratio: 100%

Upward Ratio: 0%

Field Angle(C0/C180,C90/C270,C45/C225,C135/315): 142.4, 142.3, 142.3, 142.0

Beam Angle(C0/C180,C90/C270,C45/C225,C135/315): 85.7, 85.4, 85.6, 85.5

Luminaire Efficacy Rating (LER): 83.99

Central Intensity: 412.31 cd


Max. Intensity: 412.31 cd

Pos of Max. Intensity: H0 V0

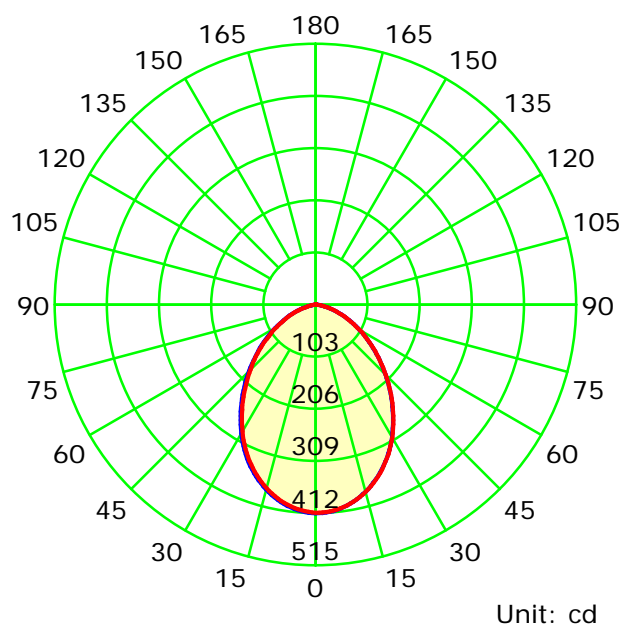
S/MH(C0/C180): 1.10

S/MH(C90/C270): 1.10

Picture Of Luminaire



Luminous Intensity Distribution Curve



Unit: cd

— C0-C180 — C90-C270

C Plane (°):0.0-360.0: 90.0

Gamma Plane (°):0.0-90.0:1.0

Test Lab:

Test Device: GPM-1600

Test Type: TYPE C

Distance: 8.550 m

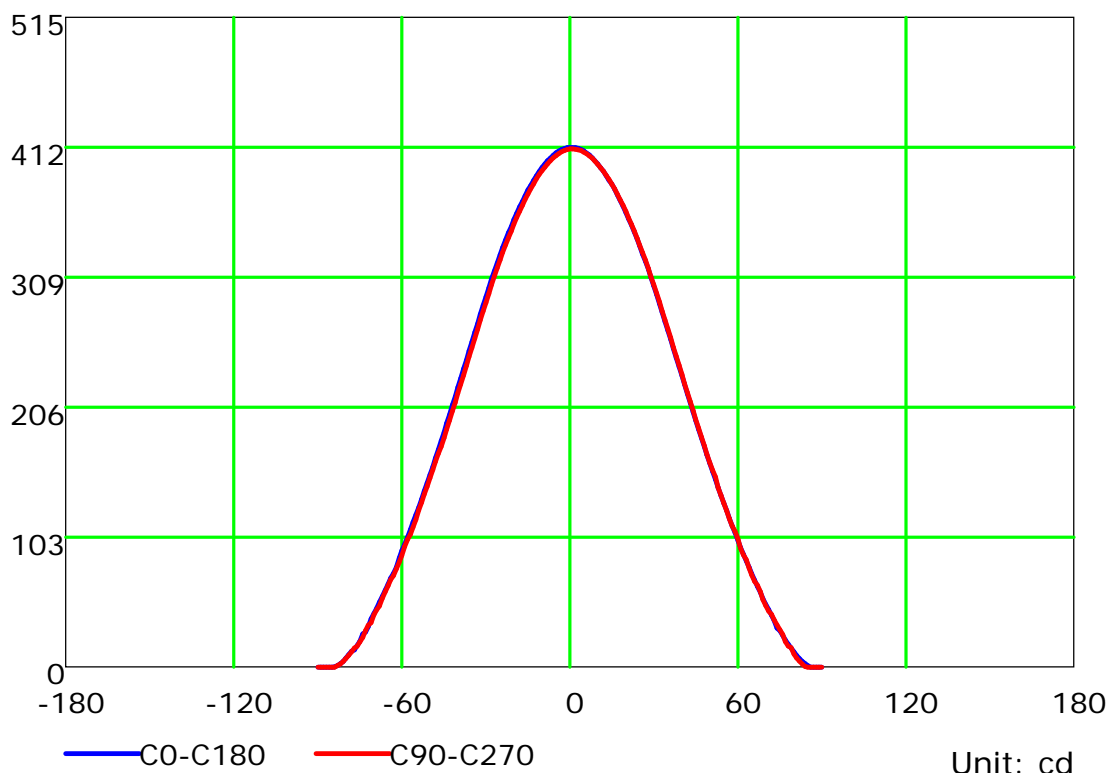
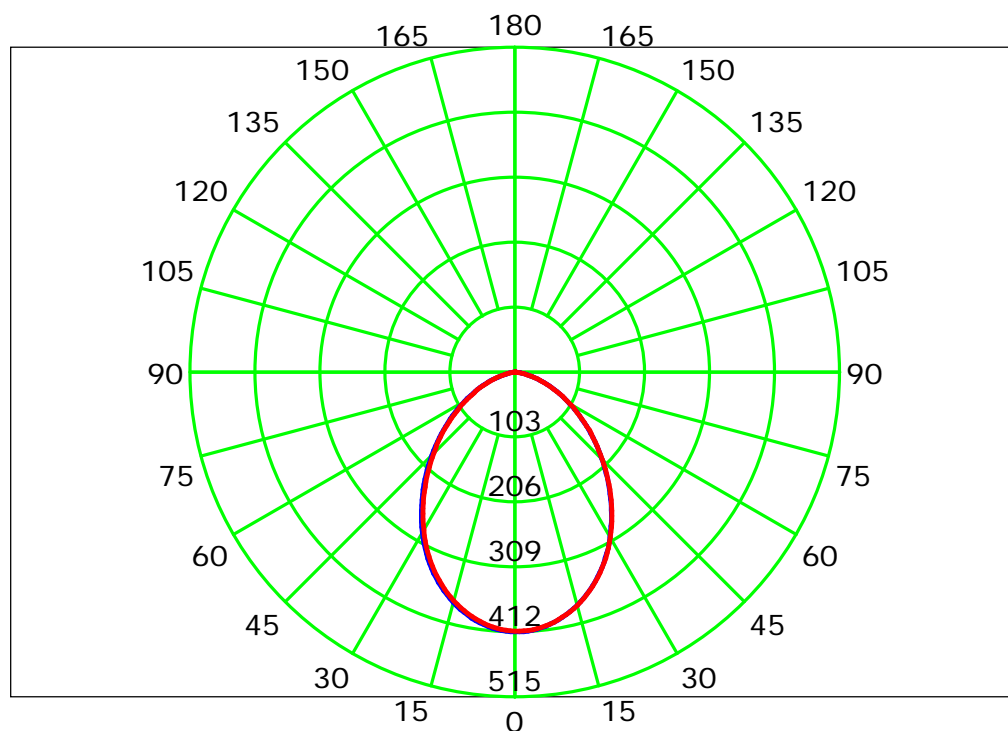
Temperature: 25°C

Humidity: 50%

Operator: XU

Inspector:

Luminous Intensity Distribution Curve



C Plane (°): 0.0-360.0: 90.0
 Test Lab:
 Test Type: TYPE C
 Temperature: 25°C
 Operator: XU

Gamma Plane (°): 0.0-90.0: 1.0
 Test Device: GPM-1600
 Distance: 8.550 m
 Humidity: 50%
 Inspector:

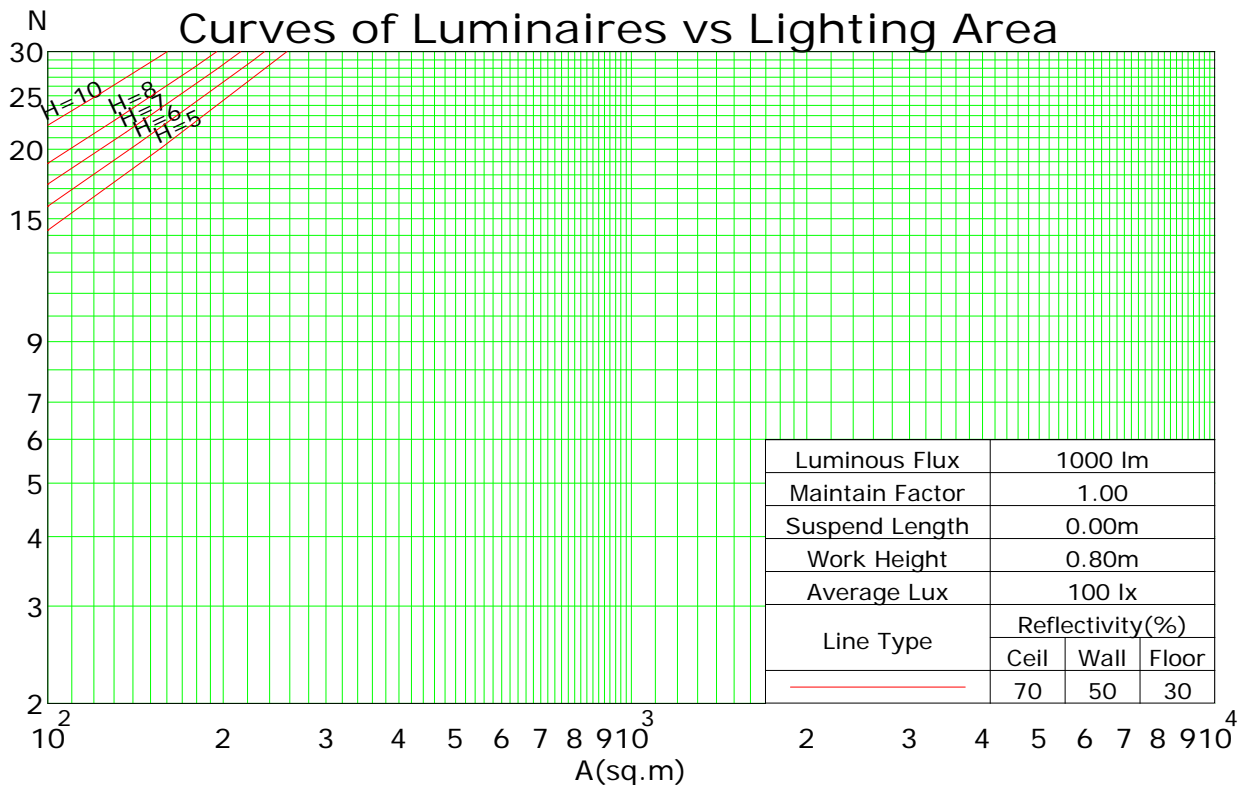
Coefficients Of Utilization - Zonal Cavity Method

RC	0.8	0.8	0.8	0.8	0.7	0.7	0.7	0.7	0.5	0.5	0.5	0.3	0.3	0.3	0.1	0.1	0.1	0
RW	0.7	0.5	0.3	0.1	0.7	0.5	0.3	0.1	0.5	0.3	0.1	0.5	0.3	0.1	0.5	0.3	0.1	0
RCR	RF = 0.2																	
0	119	119	119	119	116	116	116	116	111	111	111	106	106	106	102	102	102	100
1	111	107	103	100	108	104	101	98	100	98	95	96	94	92	93	91	90	88
2	102	95	89	84	99	93	88	83	90	85	81	86	83	79	83	80	78	76
3	94	85	77	72	92	83	76	71	80	75	70	78	73	69	75	71	68	66
4	87	76	68	62	85	75	67	62	72	66	61	70	65	60	68	63	59	57
5	80	69	61	54	78	68	60	54	66	59	54	64	58	53	62	57	53	51
6	75	62	54	48	73	61	54	48	60	53	48	58	52	47	57	51	47	45
7	70	57	49	43	68	56	49	43	55	48	43	53	47	43	52	47	42	40
8	65	52	44	39	64	52	44	39	50	44	39	49	43	38	48	43	38	36
9	61	48	41	35	60	48	40	35	47	40	35	46	40	35	45	39	35	33
10	57	45	37	32	56	44	37	32	43	37	32	43	36	32	42	36	32	30

Spacing Criteria (0-180): 1.10

Spacing Criteria (90-270): 1.10

Spacing Criteria (Diagonal): 1.18



C Plane (°):0.0-360.0: 90.0

Test Lab:

Test Type: TYPE C

Temperature: 25°C

Operator: XU

Gamma Plane (°):0.0-90.0:1.0

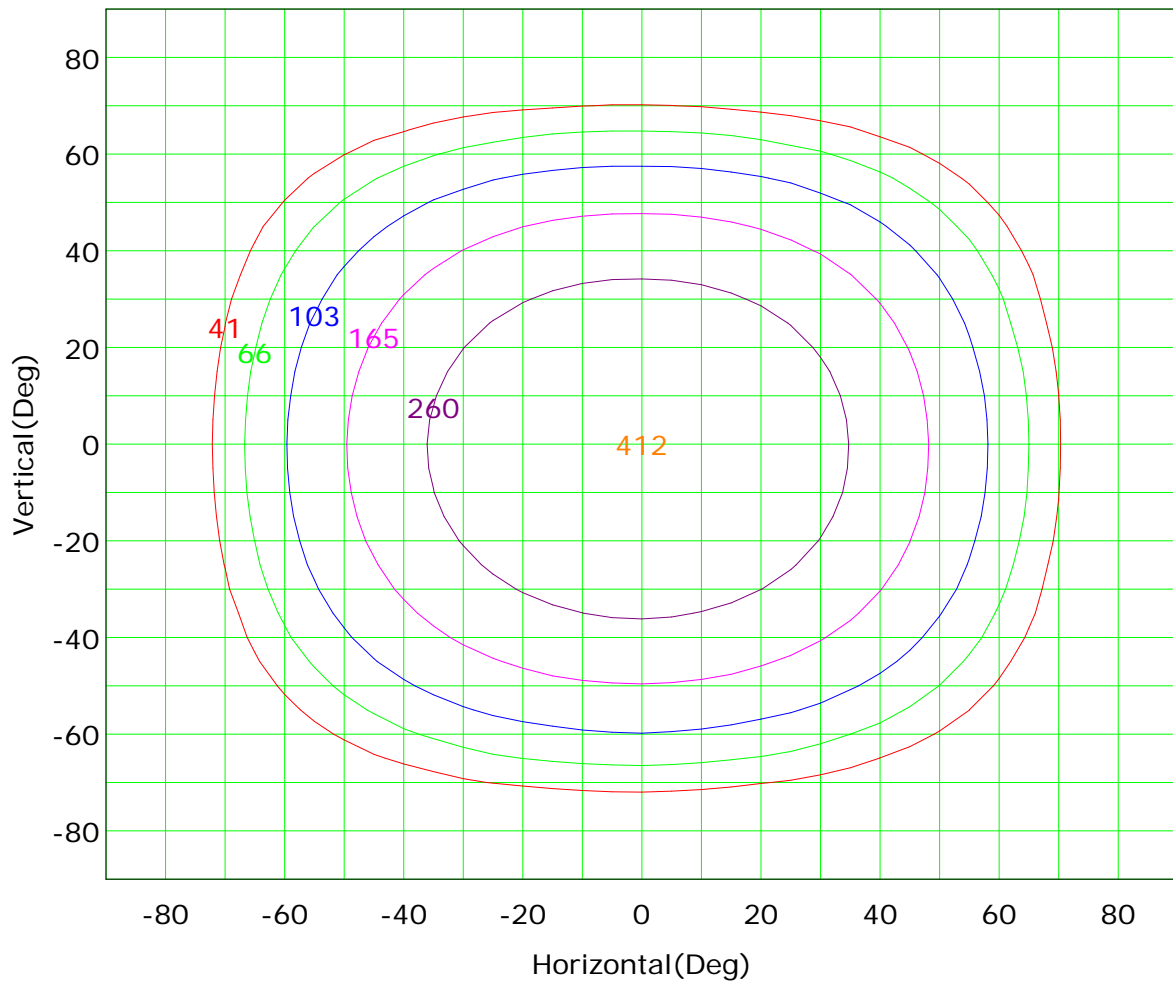
Test Device: GPM-1600

Distance: 8.550 m

Humidity: 50%

Inspector:

Isocandela (rectangle)



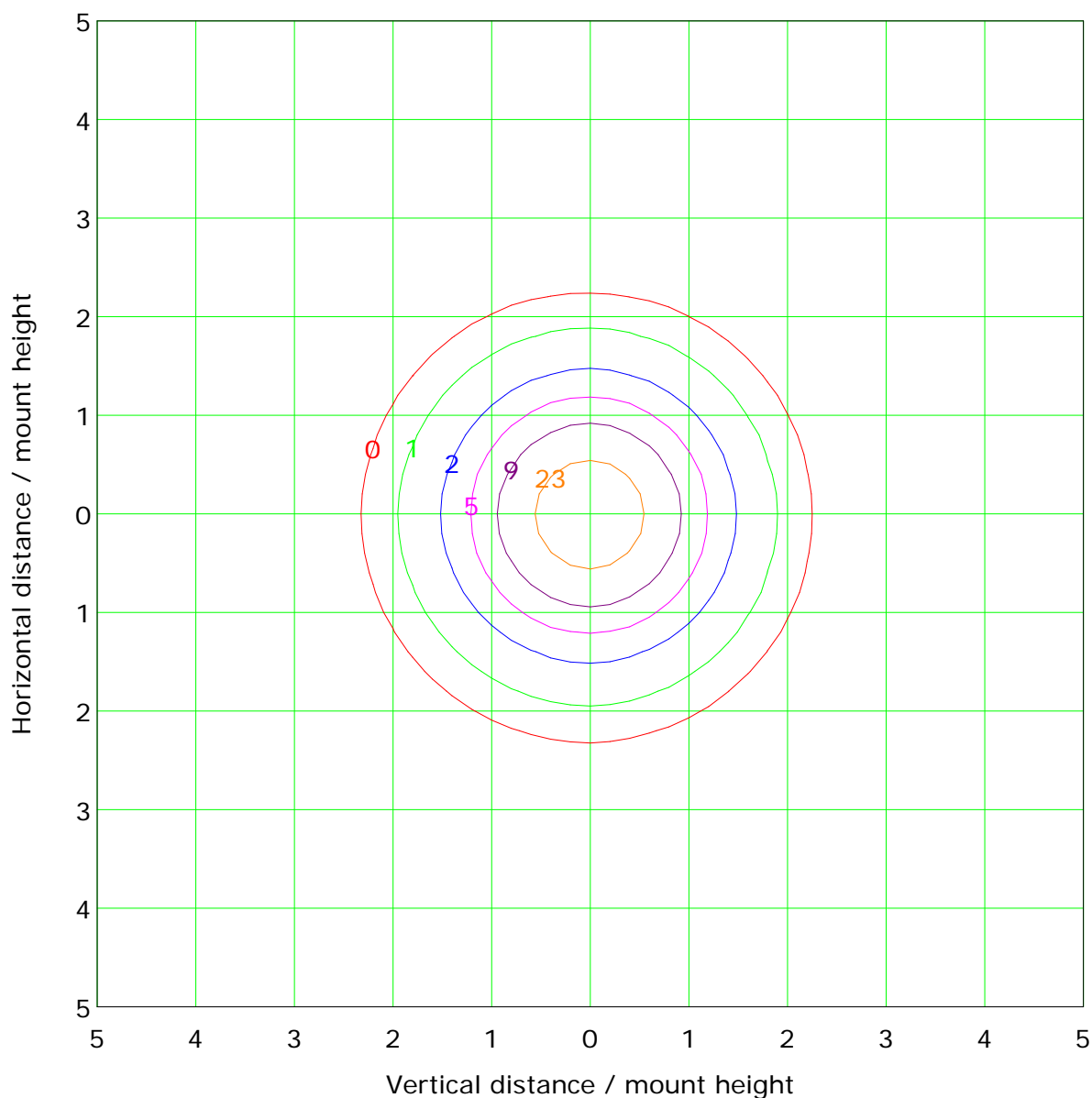
I_{max} (100%): 412 cd

(10%):	41 cd	(16%):	66 cd
(25%):	103 cd	(40%):	165 cd
(63%):	260 cd	(100%):	412 cd

C Plane (°):0.0-360.0: 90.0
 Test Lab:
 Test Type: TYPE C
 Temperature: 25°C
 Operator: XU

Gamma Plane (°):0.0-90.0:1.0
 Test Device: GPM-1600
 Distance: 8.550 m
 Humidity: 50%
 Inspector:

IsoLux Plot



Mounting Height: 3.0m Max Lux(100%): 45.8 lx

(1%): 0.5 lx	(2%): 0.9 lx
(5%): 2.3 lx	(10%): 4.6 lx
(20%): 9.2 lx	(50%): 22.9 lx
(100%): 45.8 lx	

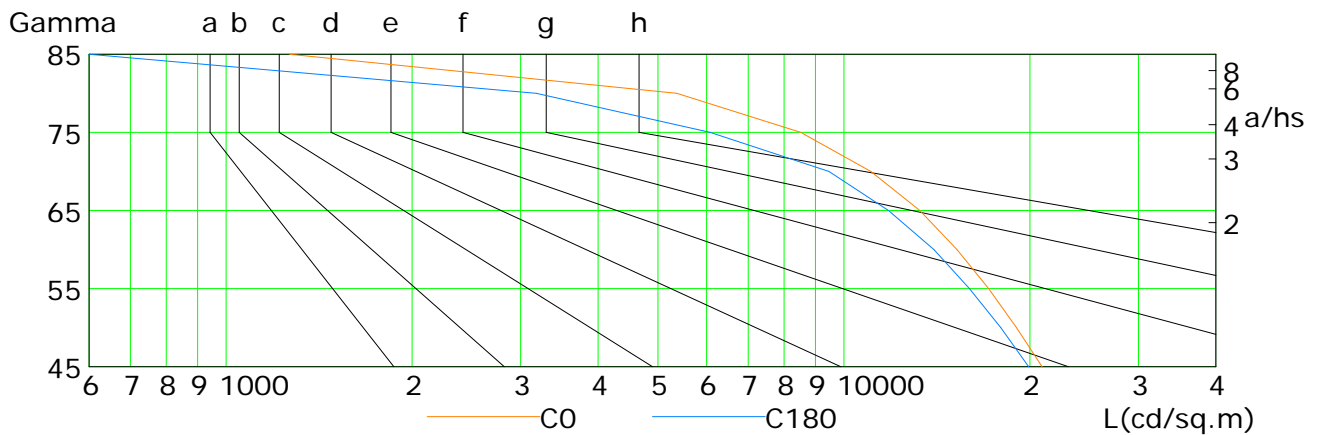
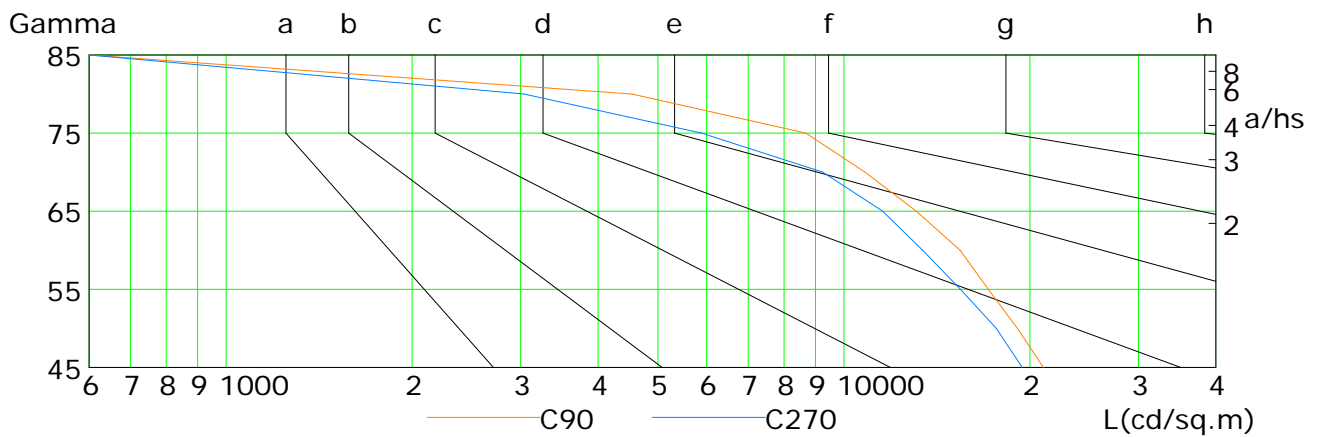
C Plane (°):0.0-360.0: 90.0
 Test Lab:
 Test Type: TYPE C
 Temperature: 25°C
 Operator: XU

Gamma Plane (°):0.0-90.0:1.0
 Test Device: GPM-1600
 Distance: 8.550 m
 Humidity: 50%
 Inspector:

Lum Limit Curve

Dazzle	Quality	Illuminance (lx)							
1.15	A	2000	1000	500	<=300				
1.50	B		2000	1000	500	<=300			
1.85	C			2000	1000	500	<=300		
2.20	D				2000	1000	500	<=300	
2.55	E					2000	1000	500	<=300

a b c d e f g h

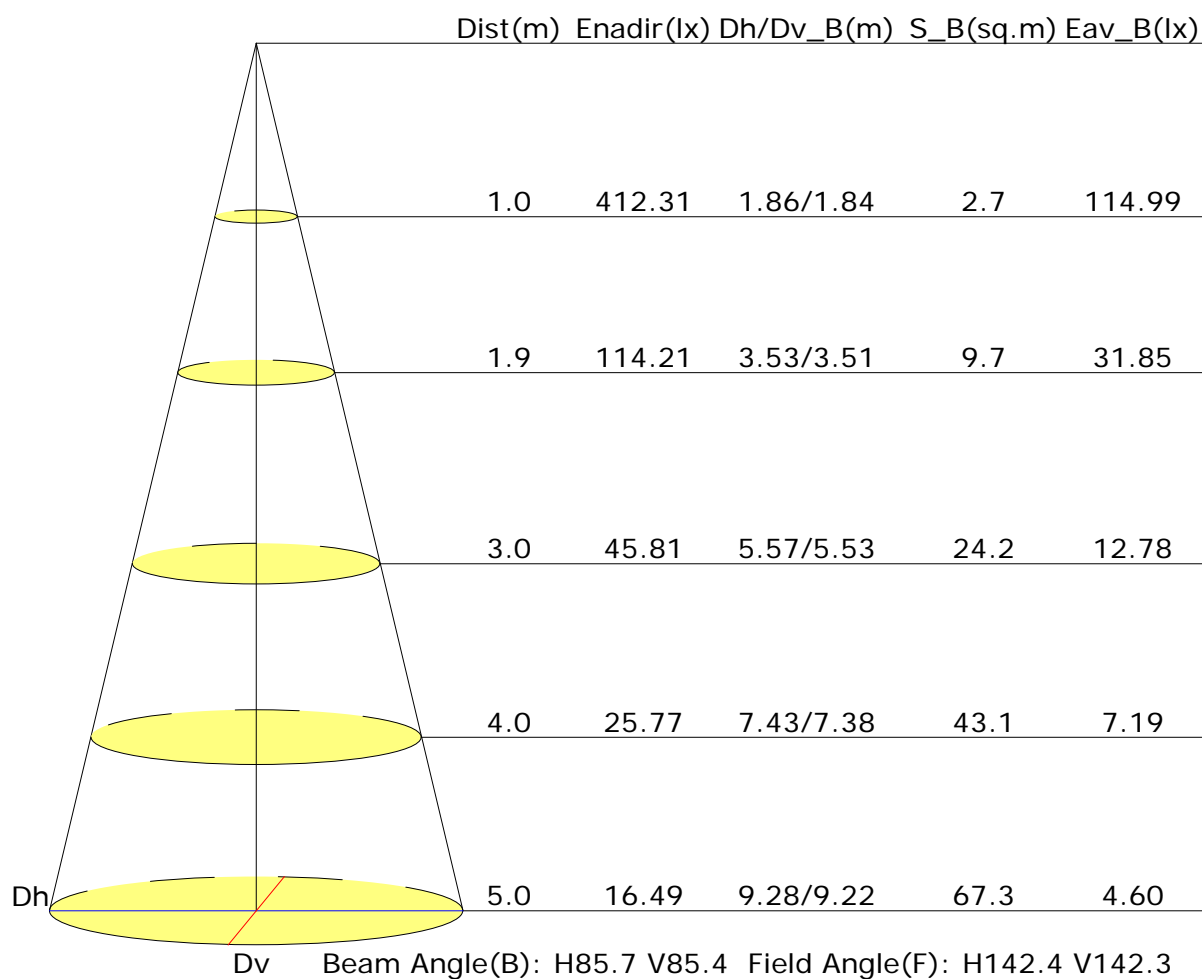


L(cd/sq.m)	G45	G50	G55	G60	G65	G70	G75	G80	G85
C0	20950	19036	17160	15236	13274	11054	8513	5369	1267
C90	21037	19091	17139	15421	13106	10826	8683	4542	0
C180	19926	17952	15962	13987	11803	9465	6074	3179	0
C270	19447	17653	15453	13414	11564	9252	5887	3039	0

C Plane (°):0.0-360.0: 90.0
Test Lab:
Test Type: TYPE C
Temperature: 25°C
Operator: XU

Gamma Plane (°):0.0-90.0:1.0
Test Device: GPM-1600
Distance: 8.550 m
Humidity: 50%
Inspector:

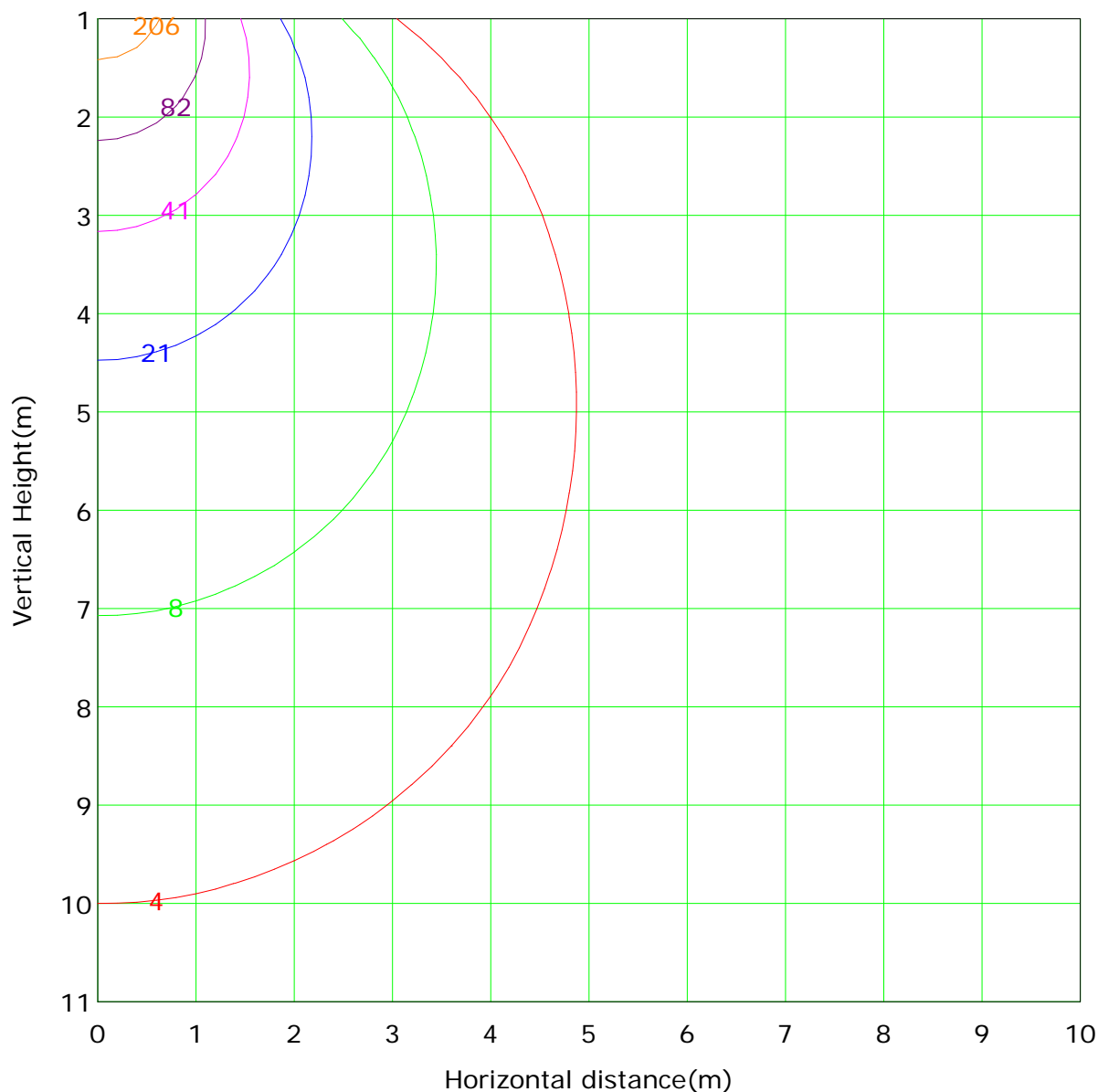
Illuminance at a Distance



C Plane (°):0.0-360.0: 90.0
 Test Lab:
 Test Type: TYPE C
 Temperature: 25°C
 Operator: XU

Gamma Plane (°):0.0-90.0:1.0
 Test Device: GPM-1600
 Distance: 8.550 m
 Humidity: 50%
 Inspector:

Vertical IsoLux Plot



Lowest(m): 1.0m Highest(m): 11.0m Max Lux: 412.3 lx

(1%): 4.1 lx	(2%): 8.2 lx
(5%): 20.6 lx	(10%): 41.2 lx
(20%): 82.5 lx	(50%): 206.2 lx
(100%): 412.3 lx	

C Plane (°):0.0-360.0: 90.0
 Test Lab:
 Test Type: TYPE C
 Temperature: 25°C
 Operator: XU

Gamma Plane (°):0.0-90.0:1.0
 Test Device: GPM-1600
 Distance: 8.550 m
 Humidity: 50%
 Inspector:

Area Flux Table

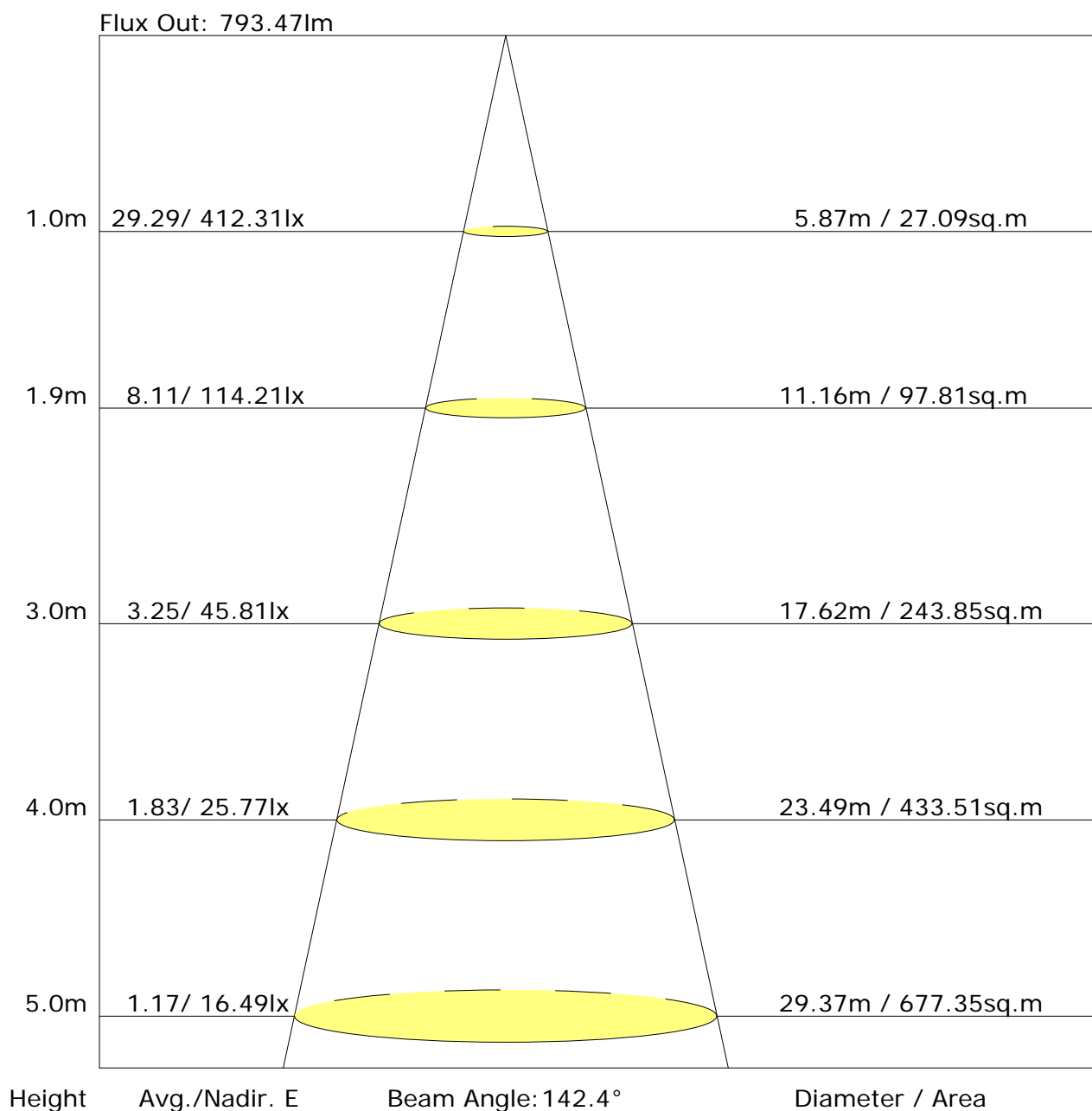
Unit: lm

	Orbit: 111																		Flux(T)	Flux(E)																																																																																																																																																																																																																																																																																																																																																																																																																																																																																																																																																																																																																																																																																																																																																																																																																																																																																																																																																																																																																																																										
	-90	-80	-70	-60	-50	-40	-30	-20	-10	0	10	20	30	40	50	60	70	80																																																																																																																																																																																																																																																																																																																																																																																																																																																																																																																																																																																																																																																																																																																																																																																																																																																																																																																																																																																																																																																												
Vertical plane	0.0	0.0	0.0	0.0	0.0	0.0	0.0	0.0	0.0	0.0	0.0	0.0	0.0	0.0	0.0	0.0	0.0	0.0	0.0	0.0	0.0	0.0	0.0	0.0	0.0	0.0	0.0	0.0	0.0	0.0	0.0	0.0	0.0	0.0	0.0	0.0	0.0	0.0	0.0	0.0	0.0	0.0	0.0	0.0	0.0	0.0	0.0	0.0	0.0	0.0	0.0	0.0	0.0	0.0	0.0	0.0	0.0	0.0	0.0	0.0	0.0	0.0	0.0	0.0	0.0	0.0	0.0	0.0	0.0	0.0	0.0	0.0	0.0	0.0	0.0	0.0	0.0	0.0	0.0	0.0	0.0	0.0	0.0	0.0	0.0	0.0	0.0	0.0	0.0	0.0	0.0	0.0	0.0	0.0	0.0	0.0	0.0	0.0	0.0	0.0	0.0	0.0	0.0	0.0	0.0	0.0	0.0	0.0	0.0	0.0	0.0	0.0	0.0	0.0	0.0	0.0	0.0	0.0	0.0	0.0	0.0	0.0	0.0	0.0	0.0	0.0	0.0	0.0	0.0	0.0	0.0	0.0	0.0	0.0	0.0	0.0	0.0	0.0	0.0	0.0	0.0	0.0	0.0	0.0	0.0	0.0	0.0	0.0	0.0	0.0	0.0	0.0	0.0	0.0	0.0	0.0	0.0	0.0	0.0	0.0	0.0	0.0	0.0	0.0	0.0	0.0	0.0	0.0	0.0	0.0	0.0	0.0	0.0	0.0	0.0	0.0	0.0	0.0	0.0	0.0	0.0	0.0	0.0	0.0	0.0	0.0	0.0	0.0	0.0	0.0	0.0	0.0	0.0	0.0	0.0	0.0	0.0	0.0	0.0	0.0	0.0	0.0	0.0	0.0	0.0	0.0	0.0	0.0	0.0	0.0	0.0	0.0	0.0	0.0	0.0	0.0	0.0	0.0	0.0	0.0	0.0	0.0	0.0	0.0	0.0	0.0	0.0	0.0	0.0	0.0	0.0	0.0	0.0	0.0	0.0	0.0	0.0	0.0	0.0	0.0	0.0	0.0	0.0	0.0	0.0	0.0	0.0	0.0	0.0	0.0	0.0	0.0	0.0	0.0	0.0	0.0	0.0	0.0	0.0	0.0	0.0	0.0	0.0	0.0	0.0	0.0	0.0	0.0	0.0	0.0	0.0	0.0	0.0	0.0	0.0	0.0	0.0	0.0	0.0	0.0	0.0	0.0	0.0	0.0	0.0	0.0	0.0	0.0	0.0	0.0	0.0	0.0	0.0	0.0	0.0	0.0	0.0	0.0	0.0	0.0	0.0	0.0	0.0	0.0	0.0	0.0	0.0	0.0	0.0	0.0	0.0	0.0	0.0	0.0	0.0	0.0	0.0	0.0	0.0	0.0	0.0	0.0	0.0	0.0	0.0	0.0	0.0	0.0	0.0	0.0	0.0	0.0	0.0	0.0	0.0	0.0	0.0	0.0	0.0	0.0	0.0	0.0	0.0	0.0	0.0	0.0	0.0	0.0	0.0	0.0	0.0	0.0	0.0	0.0	0.0	0.0	0.0	0.0	0.0	0.0	0.0	0.0	0.0	0.0	0.0	0.0	0.0	0.0	0.0	0.0	0.0	0.0	0.0	0.0	0.0	0.0	0.0	0.0	0.0	0.0	0.0	0.0	0.0	0.0	0.0	0.0	0.0	0.0	0.0	0.0	0.0	0.0	0.0	0.0	0.0	0.0	0.0	0.0	0.0	0.0	0.0	0.0	0.0	0.0	0.0	0.0	0.0	0.0	0.0	0.0	0.0	0.0	0.0	0.0	0.0	0.0	0.0	0.0	0.0	0.0	0.0	0.0	0.0	0.0	0.0	0.0	0.0	0.0	0.0	0.0	0.0	0.0	0.0	0.0	0.0	0.0	0.0	0.0	0.0	0.0	0.0	0.0	0.0	0.0	0.0	0.0	0.0	0.0	0.0	0.0	0.0	0.0	0.0	0.0	0.0	0.0	0.0	0.0	0.0	0.0	0.0	0.0	0.0	0.0	0.0	0.0	0.0	0.0	0.0	0.0	0.0	0.0	0.0	0.0	0.0	0.0	0.0	0.0	0.0	0.0	0.0	0.0	0.0	0.0	0.0	0.0	0.0	0.0	0.0	0.0	0.0	0.0	0.0	0.0	0.0	0.0	0.0	0.0	0.0	0.0	0.0	0.0	0.0	0.0	0.0	0.0	0.0	0.0	0.0	0.0	0.0	0.0	0.0	0.0	0.0	0.0	0.0	0.0	0.0	0.0	0.0	0.0	0.0	0.0	0.0	0.0	0.0	0.0	0.0	0.0	0.0	0.0	0.0	0.0	0.0	0.0	0.0	0.0	0.0	0.0	0.0	0.0	0.0	0.0	0.0	0.0	0.0	0.0	0.0	0.0	0.0	0.0	0.0	0.0	0.0	0.0	0.0	0.0	0.0	0.0	0.0	0.0	0.0	0.0	0.0	0.0	0.0	0.0	0.0	0.0	0.0	0.0	0.0	0.0	0.0	0.0	0.0	0.0	0.0	0.0	0.0	0.0	0.0	0.0	0.0	0.0	0.0	0.0	0.0	0.0	0.0	0.0	0.0	0.0	0.0	0.0	0.0	0.0	0.0	0.0	0.0	0.0	0.0	0.0	0.0	0.0	0.0	0.0	0.0	0.0	0.0	0.0	0.0	0.0	0.0	0.0	0.0	0.0	0.0	0.0	0.0	0.0	0.0	0.0	0.0	0.0	0.0	0.0	0.0	0.0	0.0	0.0	0.0	0.0	0.0	0.0	0.0	0.0	0.0	0.0	0.0	0.0	0.0	0.0	0.0	0.0	0.0	0.0	0.0	0.0	0.0	0.0	0.0	0.0	0.0	0.0	0.0	0.0	0.0	0.0	0.0	0.0	0.0	0.0	0.0	0.0	0.0	0.0	0.0	0.0	0.0	0.0	0.0	0.0	0.0	0.0	0.0	0.0	0.0	0.0	0.0	0.0	0.0	0.0	0.0	0.0	0.0	0.0	0.0	0.0	0.0	0.0	0.0	0.0	0.0	0.0	0.0	0.0	0.0	0.0	0.0	0.0	0.0	0.0	0.0	0.0	0.0	0.0	0.0	0.0	0.0	0.0	0.0	0.0	0.0	0.0	0.0	0.0	0.0	0.0	0.0	0.0	0.0	0.0	0.0	0.0	0.0	0.0	0.0	0.0	0.0	0.0	0.0	0.0	0.0	0.0	0.0	0.0	0.0	0.0	0.0	0.0	0.0	0.0	0.0	0.0	0.0	0.0	0.0	0.0	0.0	0.0	0.0	0.0	0.0	0.0	0.0	0.0	0.0	0.0	0.0	0.0	0.0	0.0	0.0	0.0	0.0	0.0	0.0	0.0	0.0	0.0	0.0	0.0	0.0	0.0	0.0	0.0	0.0	0.0	0.0	0.0	0.0	0.0	0.0	0.0	0.0	0.0	0.0	0.0	0.0	0.0	0.0	0.0	0.0	0.0	0.0	0.0	0.0	0.0	0.0	0.0	0.0	0.0	0.0	0.0	0.0	0.0	0.0	0.0	0.0	0.0	0.0	0.0	0.0	0.0	0.0	0.0	0.0	0.0	0.0	0.0	0.0	0.0	0.0	0.0	0.0	0.0	0.0	0.0	0.0	0.0	0.0	0.0	0.0	0.0	0.0	0.0	0.0	0.0	0.0	0.0	0.0	0.0	0.0	0.0	0.0	0.0	0.0	0.0	0.0	0.0	0.0	0.0	0.0	0.0	0.0	0.0	0.0	0.0	0.0	0.0	0.0	0.0	0.0	0.0	0.0	0.0	0.0	0.0	0.0	0.0	0.0	0.0	0.0	0.0	0.0	0.0	0.0	0.0	0.0	0.0	0.0	0.0	0.0	0.0	0.0	0.0	0.0	0.0	0.0	0.0	0.0	0.0	0.0	0.0	0.0	0.0	0.0	0.0	0.0	0.0	0.0	0.0	0.0	0.0	0.0	0.0	0.0	0.0	0.0	0.0	0.0	0.0	0.0	0.0	0.0	0.0	0.0	0.0	0.0	0.0	0.0	0.0	0.0	0.0	0.0	0.0	0.0	0.0	0.0	0.0	0.0	0.0	0.0	0.0	0.0	0.0	0.0	0.0	0.0	0.0	0.0	0.0	0.0	0.0	0.0	0.0	0.0	0.0	0.0	0.0	0.0	0.0	0.0	0.0	0.0	0.0	0.0	0.0	0.0	0.0	0.0	0.0	0.0	0.0	0.0	0.0	0.0	0.0	0.0	0.0	0.0	0.0	0.0	0.0	0.0	0.0	0.0	0.0	0.0	0.0	0.0	0.0	0.0	0.0	0.0	0.0	0.0	0.0	0.0	0.0	0.0	0.0	0.0	0.0	0.0	0.0	0.0	0.0	0.0	0.0	0.0	0.0	0.0	0.0	0.0	0.0	0.0	0.0	0.0	0.0	0.0	0.0	0.0	0.0	0.0	0.0	0.0	0.0	0.0	0.0	0.0	0.0	0.0	0.0	0.0	0.0	0.0	0.0	0.0	0.0	0.0	0.0	0.0	0.0	0.0	0.0</

C Plane (°): 0.0-360.0: 90.0
 Test Lab:
 Test Type: TYPE C
 Temperature: 25°C
 Operator: XU

Gamma Plane (°): 0.0-90.0: 1.0
 Test Device: GPM-1600
 Distance: 8.550 m
 Humidity: 50%
 Inspector:

The Average Illuminance Effective Figure



C Plane (°): 0.0-360.0: 90.0
 Test Lab:
 Test Type: TYPE C
 Temperature: 25°C
 Operator: XU

Gamma Plane (°): 0.0-90.0: 1.0
 Test Device: GPM-1600
 Distance: 8.550 m
 Humidity: 50%
 Inspector:

UGR Table

Reflectance:										
Ceiling (cavity)	0.7	0.7	0.5	0.5	0.3	0.7	0.7	0.5	0.5	0.3
Wall	0.5	0.3	0.5	0.3	0.3	0.5	0.3	0.5	0.3	0.3
Reference plane	0.2	0.2	0.2	0.2	0.2	0.2	0.2	0.2	0.2	0.2
Room dimensions	Viewed crosswise					Viewed endwise				
X=2H Y=2H	22.1	23.4	22.4	23.6	23.8	21.9	23.2	22.2	23.4	23.6
3H	23.0	24.2	23.4	24.4	24.7	22.8	23.9	23.1	24.2	24.4
4H	23.3	24.4	23.6	24.6	24.9	23.0	24.1	23.4	24.4	24.7
6H	23.4	24.4	23.8	24.7	25.0	23.1	24.1	23.4	24.4	24.7
8H	23.4	24.3	23.8	24.7	25.0	23.1	24.0	23.4	24.3	24.6
12H	23.4	24.3	23.7	24.6	24.9	23.0	23.9	23.4	24.2	24.6
X=4H Y=2H	22.5	23.6	22.9	23.9	24.2	22.4	23.5	22.7	23.7	24.0
3H	23.6	24.5	24.0	24.9	25.2	23.4	24.3	23.8	24.6	25.0
4H	24.0	24.8	24.4	25.1	25.5	23.7	24.5	24.1	24.9	25.2
6H	24.1	24.8	24.5	25.2	25.6	23.8	24.5	24.2	24.9	25.3
8H	24.1	24.8	24.6	25.2	25.6	23.8	24.5	24.2	24.9	25.3
12H	24.1	24.7	24.6	25.1	25.5	23.8	24.4	24.2	24.8	25.2
X=8H Y=4H	24.1	24.7	24.5	25.1	25.5	23.8	24.5	24.3	24.9	25.3
6H	24.3	24.8	24.7	25.2	25.7	24.0	24.5	24.4	24.9	25.4
8H	24.3	24.7	24.8	25.2	25.7	24.0	24.4	24.4	24.9	25.4
12H	24.3	24.7	24.8	25.1	25.6	23.9	24.3	24.4	24.8	25.3
X=12H Y=4H	24.0	24.6	24.5	25.0	25.5	23.8	24.4	24.3	24.8	25.2
6H	24.3	24.7	24.7	25.2	25.6	24.0	24.4	24.4	24.9	25.3
8H	24.3	24.7	24.8	25.1	25.6	24.0	24.4	24.5	24.8	25.3
Variations with the observer position at spacings:										
S=1.0H	+0.3/-0.4					+0.3/-0.4				
S=1.5H	+0.5/-0.9					+0.5/-1.1				
S=2.0H	+1.0/-1.5					+1.0/-1.9				

Calculate in accordance with CIE Pub.117. The table is revised with 818lm ($8\log(F/F_0) = -0.7$).

C Plane (°): 0.0-360.0: 90.0
Test Lab:
Test Type: TYPE C
Temperature: 25°C
Operator: XU

Gamma Plane (°): 0.0-90.0: 1.0
Test Device: GPM-1600
Distance: 8.550 m
Humidity: 50%
Inspector:

Utilisation Factor Table(Floor cavity)

Utilisation Factors UF(F)			SHR NOM = 1.25								
Room Reflectance			Room Index(RI)								
Ceiling	Wall	Floor	0.75	1.00	1.25	1.50	2.00	2.50	3.00	4.00	5.00
0.70	0.50	0.20	0.65	0.75	0.82	0.86	0.93	0.97	1.00	1.04	1.06
	0.30		0.58	0.68	0.75	0.81	0.88	0.93	0.96	1.01	1.04
	0.20		0.53	0.63	0.71	0.76	0.84	0.89	0.93	0.98	1.01
0.50	0.50	0.20	0.64	0.73	0.79	0.84	0.90	0.94	0.97	1.00	1.02
	0.30		0.57	0.67	0.74	0.79	0.86	0.90	0.93	0.97	1.00
	0.20		0.53	0.63	0.70	0.75	0.82	0.87	0.90	0.95	0.98
0.30	0.50	0.20	0.62	0.71	0.77	0.81	0.87	0.91	0.93	0.96	0.98
	0.30		0.57	0.66	0.73	0.77	0.83	0.88	0.90	0.94	0.97
	0.20		0.53	0.62	0.69	0.74	0.80	0.85	0.88	0.92	0.95
0.00	0.00	0.00	0.51	0.60	0.66	0.71	0.77	0.81	0.84	0.88	0.90
<p>Rating: 10W Photometrically tested without ceiling board.</p> <p>Multiply UF values by service correction factors</p> <p>Calculate in accordance with CIBSE Technical Memorandum NO.5 1980</p>											

Utilisation Factor Table(Wall)

Utilisation Factors UF(W)			SHR NOM = 1.25								
Room Reflectance			Room Index(RI)								
Ceiling	Wall	Floor	0.75	1.00	1.25	1.50	2.00	2.50	3.00	4.00	5.00
0.70	0.50	0.20	0.87	0.70	0.59	0.51	0.40	0.33	0.28	0.21	0.17
	0.30		0.73	0.60	0.52	0.45	0.36	0.30	0.26	0.20	0.16
	0.20		0.62	0.53	0.46	0.40	0.33	0.28	0.24	0.19	0.16
0.50	0.50	0.20	0.84	0.67	0.56	0.49	0.38	0.35	0.26	0.20	0.16
	0.30		0.71	0.59	0.50	0.43	0.35	0.29	0.25	0.19	0.16
	0.20		0.61	0.52	0.45	0.39	0.32	0.27	0.23	0.18	0.15
0.30	0.50	0.20	0.81	0.65	0.54	0.46	0.36	0.29	0.25	0.19	0.15
	0.30		0.69	0.57	0.48	0.42	0.33	0.28	0.23	0.18	0.15
	0.20		0.61	0.51	0.44	0.38	0.31	0.26	0.22	0.17	0.14
0.00	0.00	0.00	0.50	0.40	0.34	0.29	0.23	0.19	0.16	0.12	0.10
<p>Rating: 10W Photometrically tested without ceiling board.</p> <p>Multiply UF values by service correction factors</p> <p>Calculate in accordance with CIBSE Technical Memorandum NO.5 1980</p>											

Utilisation Factor Table(Ceiling cavity)

Utilisation Factors UF(C)			SHR NOM = 1.25									
Room Reflectance			Room Index(RI)									
Ceiling	Wall	Floor	0.75	1.00	1.25	1.50	2.00	2.50	3.00	4.00	5.00	
0.70	0.50	0.20	0.15	0.17	0.17	0.18	0.19	0.20	0.20	0.21	0.21	
	0.30		0.09	0.11	0.12	0.13	0.15	0.16	0.17	0.18	0.19	
	0.20		0.05	0.07	0.08	0.10	0.12	0.13	0.15	0.16	0.17	
0.50	0.50	0.20	0.15	0.16	0.17	0.17	0.18	0.19	0.19	0.20	0.20	
	0.30		0.09	0.11	0.12	0.13	0.15	0.16	0.17	0.18	0.19	
	0.20		0.05	0.07	0.08	0.10	0.12	0.13	0.14	0.16	0.17	
0.30	0.50	0.20	0.14	0.15	0.16	0.17	0.18	0.18	0.19	0.19	0.20	
	0.30		0.09	0.10	0.12	0.13	0.14	0.15	0.16	0.17	0.18	
	0.20		0.05	0.07	0.08	0.09	0.11	0.13	0.14	0.15	0.16	
0.00	0.00	0.00	NA	NA	NA	NA	NA	NA	NA	NA	NA	
Rating: 10W Photometrically tested without ceiling board. Multiply UF values by service correction factors Calculate in accordance with CIBSE Technical Memorandum NO.5 1980												

Zonal Lumen

Gamma [°]	I _{mean} [cd]	Zonal Flux [lm]	Sum Zonal Flux [lm]	Rel Zonal Flux [%]	Sum Rel Zonal Flux [%]
0.0-1.0	411.6	0.4	0.4	0.05	0.05
1.0-2.0	411.3	1.2	1.6	0.14	0.19
2.0-3.0	410.7	2.0	3.5	0.24	0.43
3.0-4.0	409.9	2.7	6.3	0.34	0.77
4.0-5.0	408.7	3.5	9.8	0.43	1.20
5.0-6.0	407.2	4.3	14.1	0.52	1.72
6.0-7.0	405.4	5.0	19.1	0.62	2.34
7.0-8.0	403.3	5.8	24.9	0.71	3.04
8.0-9.0	401.0	6.5	31.4	0.79	3.84
9.0-10.0	398.5	7.2	38.6	0.88	4.72
10.0-11.0	395.6	7.9	46.5	0.97	5.69
11.0-12.0	392.5	8.6	55.1	1.05	6.74
12.0-13.0	389.3	9.2	64.3	1.13	7.87
13.0-14.0	385.7	9.9	74.2	1.21	9.08
14.0-15.0	382.0	10.5	84.7	1.28	10.36
15.0-16.0	378.0	11.1	95.8	1.35	11.71
16.0-17.0	373.7	11.6	107.4	1.42	13.14
17.0-18.0	369.3	12.2	119.6	1.49	14.63
18.0-19.0	364.6	12.7	132.3	1.55	16.18
19.0-20.0	359.8	13.2	145.4	1.61	17.79
20.0-21.0	354.6	13.6	159.1	1.67	19.45
21.0-22.0	349.5	14.0	173.1	1.72	21.17
22.0-23.0	344.2	14.4	187.5	1.77	22.94
23.0-24.0	338.5	14.8	202.3	1.81	24.75
24.0-25.0	332.7	15.1	217.5	1.85	26.60
25.0-26.0	326.6	15.4	232.9	1.89	28.49
26.0-27.0	320.4	15.7	248.6	1.92	30.40
27.0-28.0	314.1	15.9	264.5	1.95	32.35
28.0-29.0	307.5	16.1	280.6	1.97	34.32
29.0-30.0	300.7	16.2	296.8	1.99	36.30
30.0-31.0	293.8	16.4	313.2	2.00	38.30
31.0-32.0	286.9	16.4	329.6	2.01	40.32
32.0-33.0	279.8	16.5	346.1	2.02	42.33
33.0-34.0	272.7	16.5	362.6	2.02	44.35
34.0-35.0	265.5	16.5	379.1	2.02	46.37
35.0-36.0	258.3	16.4	395.5	2.01	48.38

C Plane (°): 0.0-360.0: 90.0
 Test Lab:
 Test Type: TYPE C
 Temperature: 25°C
 Operator: XU

Gamma Plane (°): 0.0-90.0: 1.0
 Test Device: GPM-1600
 Distance: 8.550 m
 Humidity: 50%
 Inspector:

Zonal Lumen (Continue 1)

Gamma [°]	I _{mean} [cd]	Zonal Flux [lm]	Sum Zonal Flux [lm]	Rel Zonal Flux [%]	Sum Rel Zonal Flux [%]
36.0-37.0	251.1	16.4	411.9	2.00	50.38
37.0-38.0	243.9	16.3	428.2	1.99	52.37
38.0-39.0	236.6	16.2	444.3	1.98	54.35
39.0-40.0	229.4	16.0	460.3	1.96	56.31
40.0-41.0	222.2	15.8	476.2	1.94	58.24
41.0-42.0	215.0	15.6	491.8	1.91	60.15
42.0-43.0	207.9	15.4	507.2	1.88	62.04
43.0-44.0	200.7	15.1	522.3	1.85	63.89
44.0-45.0	193.7	14.9	537.2	1.82	65.71
45.0-46.0	186.7	14.6	551.8	1.79	67.50
46.0-47.0	180.0	14.3	566.1	1.75	69.25
47.0-48.0	173.3	14.0	580.2	1.71	70.96
48.0-49.0	166.7	13.7	593.8	1.67	72.64
49.0-50.0	160.0	13.3	607.2	1.63	74.27
50.0-51.0	153.5	13.0	620.2	1.59	75.86
51.0-52.0	147.2	12.6	632.8	1.54	77.40
52.0-53.0	140.7	12.2	645.1	1.50	78.90
53.0-54.0	134.2	11.8	656.9	1.45	80.35
54.0-55.0	127.8	11.4	668.3	1.40	81.74
55.0-56.0	121.6	11.0	679.3	1.34	83.09
56.0-57.0	115.7	10.6	689.9	1.29	84.38
57.0-58.0	110.0	10.2	700.0	1.24	85.62
58.0-59.0	104.6	9.8	709.8	1.20	86.82
59.0-60.0	99.0	9.4	719.2	1.14	87.96
60.0-61.0	93.0	8.9	728.0	1.09	89.05
61.0-62.0	87.0	8.4	736.4	1.03	90.08
62.0-63.0	81.7	7.9	744.4	0.97	91.05
63.0-64.0	76.9	7.5	751.9	0.92	91.97
64.0-65.0	72.0	7.1	759.1	0.87	92.84
65.0-66.0	67.0	6.7	765.7	0.82	93.66
66.0-67.0	62.3	6.3	772.0	0.77	94.43
67.0-68.0	57.5	5.8	777.8	0.71	95.14
68.0-69.0	52.6	5.4	783.2	0.66	95.80
69.0-70.0	48.1	4.9	788.1	0.60	96.40
70.0-71.0	43.5	4.5	792.6	0.55	96.95
71.0-72.0	39.1	4.1	796.7	0.50	97.45

C Plane (°): 0.0-360.0: 90.0
 Test Lab:
 Test Type: TYPE C
 Temperature: 25°C
 Operator: XU

Gamma Plane (°): 0.0-90.0: 1.0
 Test Device: GPM-1600
 Distance: 8.550 m
 Humidity: 50%
 Inspector:

Zonal Lumen (Continue 2)

[illegible]

C Plane (°):0.0-360.0: 90.0
Test Lab:
Test Type: TYPE C
Temperature: 25°C
Operator: XU

Gamma Plane (°):0.0-90.0:1.0
Test Device: GPM-1600
Distance: 8.550 m
Humidity: 50%
Inspector:

Candlepower Table

Unit: cd

G\C	C0.0	C90.0	C180.0	C270.0	C360.0					
G0.0	412.3	411.2	412.3	411.2	412.3					
G1.0	412.2	411.2	412.2	410.6	412.2					
G2.0	412.1	410.8	411.5	410.0	412.1					
G3.0	411.6	410.5	410.5	408.9	411.6					
G4.0	410.8	409.8	409.3	407.5	410.8					
G5.0	409.6	408.5	408.0	405.9	409.6					
G6.0	407.9	407.3	406.1	404.2	407.9					
G7.0	406.3	405.6	403.9	401.8	406.3					
G8.0	404.0	403.7	401.8	399.3	404.0					
G9.0	401.6	401.6	399.3	396.7	401.6					
G10.0	399.1	399.1	396.6	393.8	399.1					
G11.0	396.2	396.2	393.1	390.8	396.2					
G12.0	393.3	393.4	389.7	387.2	393.3					
G13.0	390.1	390.4	386.3	383.5	390.1					
G14.0	386.4	387.0	382.3	379.6	386.4					
G15.0	383.2	383.3	378.6	375.4	383.2					
G16.0	379.1	379.5	374.0	371.0	379.1					
G17.0	374.9	375.3	369.5	366.6	374.9					
G18.0	370.2	370.8	365.1	361.8	370.2					
G19.0	365.7	366.4	360.2	356.9	365.7					
G20.0	360.8	361.6	355.2	351.4	360.8					
G21.0	355.9	356.7	349.5	346.0	355.9					
G22.0	351.0	351.5	344.7	340.7	351.0					
G23.0	345.5	346.2	338.9	335.1	345.5					
G24.0	339.8	340.3	333.0	329.1	339.8					
G25.0	334.2	334.8	327.1	323.1	334.2					
G26.0	327.7	329.0	320.5	316.6	327.7					
G27.0	322.1	323.1	314.2	310.1	322.1					
G28.0	315.9	316.5	307.8	303.4	315.9					
G29.0	309.3	310.0	300.9	296.5	309.3					
G30.0	302.4	303.5	293.9	289.3	302.4					
G31.0	295.6	296.6	286.9	282.4	295.6					
G32.0	288.4	289.8	280.0	275.4	288.4					
G33.0	281.7	282.6	272.5	268.2	281.7					
G34.0	274.4	275.5	265.8	261.0	274.4					
G35.0	267.2	268.5	258.0	253.6	267.2					
G36.0	260.2	261.4	251.0	246.4	260.2					

C Plane (°): 0.0-360.0: 90.0
 Test Lab:
 Test Type: TYPE C
 Temperature: 25°C
 Operator: XU

Gamma Plane (°): 0.0-90.0: 1.0
 Test Device: GPM-1600
 Distance: 8.550 m
 Humidity: 50%
 Inspector:

Candlepower Table (Continue 1)

Unit: cd

G\C	C0.0	C90.0	C180.0	C270.0	C360.0					
G37.0	253.0	254.0	243.5	239.2	253.0					
G38.0	245.6	247.0	236.7	231.6	245.6					
G39.0	238.5	239.7	229.2	224.5	238.5					
G40.0	231.3	232.5	222.0	217.4	231.3					
G41.0	224.5	225.1	214.6	210.1	224.5					
G42.0	216.9	218.1	207.9	203.1	216.9					
G43.0	209.9	210.8	200.3	195.9	209.9					
G44.0	202.6	203.7	193.5	188.7	202.6					
G45.0	195.9	196.7	186.3	181.9	195.9					
G46.0	188.8	189.7	179.5	175.0	188.8					
G47.0	181.9	182.6	172.6	169.6	181.9					
G48.0	175.2	175.9	165.9	163.1	175.2					
G49.0	168.5	169.0	159.1	156.7	168.5					
G50.0	161.8	162.3	152.6	150.1	161.8					
G51.0	155.2	156.2	146.2	143.4	155.2					
G52.0	148.9	150.8	139.7	137.1	148.9					
G53.0	142.5	142.7	133.3	130.9	142.5					
G54.0	136.1	136.4	126.8	124.8	136.1					
G55.0	130.2	130.0	121.1	117.2	130.2					
G56.0	124.3	124.1	115.1	111.1	124.3					
G57.0	118.3	118.0	109.2	105.4	118.3					
G58.0	112.1	112.1	103.2	101.5	112.1					
G59.0	106.8	107.8	97.7	95.8	106.8					
G60.0	100.8	102.0	92.5	88.7	100.8					
G61.0	95.2	94.7	86.6	83.3	95.2					
G62.0	89.8	89.3	79.4	78.0	89.8					
G63.0	84.4	85.5	74.4	72.8	84.4					
G64.0	79.3	78.6	70.8	69.5	79.3					
G65.0	74.2	73.3	66.0	64.6	74.2					
G66.0	69.2	68.2	61.1	59.7	69.2					
G67.0	64.1	65.1	56.3	54.6	64.1					
G68.0	59.4	60.1	51.7	48.7	59.4					
G69.0	54.4	53.7	47.0	45.7	54.4					
G70.0	50.0	49.0	42.8	41.8	50.0					
G71.0	45.7	44.5	38.4	35.5	45.7					
G72.0	41.4	42.0	32.2	33.3	41.4					
G73.0	37.3	37.8	28.1	29.4	37.3					

C Plane (°): 0.0-360.0: 90.0
 Test Lab:
 Test Type: TYPE C
 Temperature: 25°C
 Operator: XU

Gamma Plane (°): 0.0-90.0: 1.0
 Test Device: GPM-1600
 Distance: 8.550 m
 Humidity: 50%
 Inspector:

Unit: cd

C Plane (°):0.0-360.0: 90.0
Test Lab:
Test Type: TYPE C
Temperature: 25°C
Operator: XU

Gamma Plane (°):0.0-90.0:1.0
Test Device: GPM-1600
Distance: 8.550 m
Humidity: 50%
Inspector: